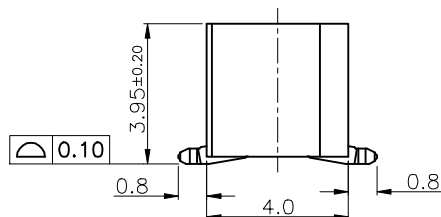
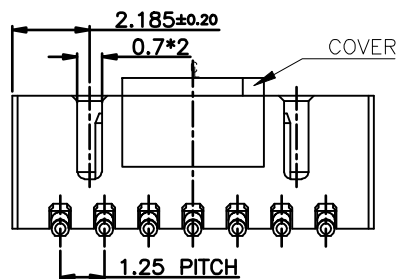
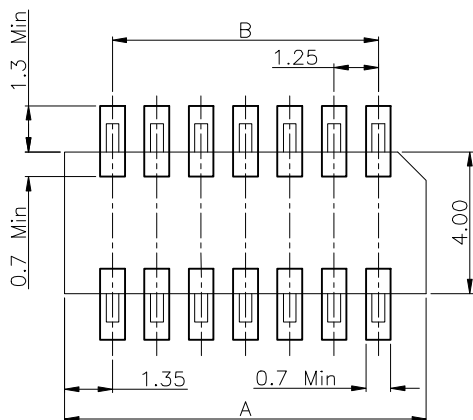


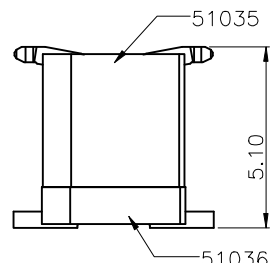
WITH COVER



WITHOUT COVER



RECOMMENDED PCB LAYOUT
GENERAL TOLERANCE ±0.05



MATING DRAWING

NOTES:

1. MATERIAL:
 - 1.1 HOUSING: THERMOPLASTIC, HIGH TEMP., UL94V-0;
 - 1.2 CONTACT: COPPER ALLOY
2. FINISH:
 - 2.1 CONTACT:
 - N: 100~200u" MATTE TIN PLATING OVERALL
 - 50u" MIN. NICKEL UNDERPLATING OVERALL
3. REFLOW SOLDER CAPABLE TO 260°C PER ACES SPEC.
4. SPEC. PLS. REFER TO PS-51035-xxxxx-xxx
5. PART NUMBER

51035-XXX X X-XXX

XXX	HOUSING COLOR	COVER COLOR	PACKING
001	BLACK	NATURAL	51035-XXXXR-03
002	NATURAL	BLACK	51035-XXXXR-U

NO OF CKT ——— PLATING
PACKING ——— N: MATTE TIN PLATING OVERALL
7:TAPE & REEL WITH COVER

CKT	Dim A	Dim B
14.00	10.20	7.50
16.00	11.45	8.75
18.00	12.70	10.00

QUALITY SYMBOLS MAJOR Ⓢ CRITICAL Ⓢ GENERAL TOLERANCES (UNLESS SPECIFIED) X ±0.5 XX ±0.25 JXX ±0.15 XXX ±0.1 ANGLES ±2°	DRAWN BY ZHANG MAO 18/11/22	DATE 18/11/22	
	CHECKED BY BRAVE 18/11/22	DATE 18/11/22	
	UNITS mm		SIZE A4
	SCALE 5:1	SHEET NO. 1 OF 1	REV B
			WFO. NO. NA
			PART NO. SEE NOTES
			DWG. NO. 51035-XXXX-XXX